



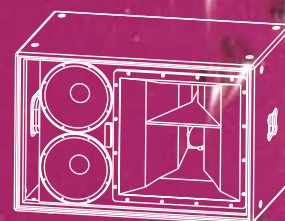
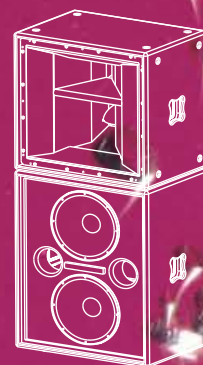
*ound of Music*

# Sound of Music


β 3 Sound of Music Series is specially designed for professional sound reinforcement in theatres, studios, multi-functional halls and for other indoor and medium & small- sized live applications. Adopting the advanced computerized speaker designing and stimulation technology, newly developed speaker materials & optimized material configuration, latest processing techniques, and our experience in developing speakers, Sound of Music Series aims at offering our users professional speakers with utmost performance, high reliability and good quality to cost ratio. To bring natural and detailed full range sound with ideal fidelity to listeners is our target for developing such a series. So unique magnetic circuit structure is used for improving symmetry and precisely designed MF horn is applied for effectively reducing distortion and enhancing fidelity.

New generation high efficiency protection circuit is used for application in challenging environment and also expanding the lifetime of the speakers.


Different clusters can be formed for a wide range of venues. The professional installation system guarantees fast and correct installation.



*Listen to  
the Sound Of Music*



**RH2**



**RH3**



## Unique horn design with a phase plug

The mid-high range wooden horn with a phase plug is specially designed for Sound of Music series.

The special acoustic foam on the horn edge can effectively control the edge characteristic of the horn.

(Patent number: 200620059123.3)



The tweeter adopts titanium diaphragm with high temperature heat treatment, round copper-wrapped-with-aluminum voice coil and compression cavity with linear phase design.



The optimized high efficiency magnetic circuit configuration is used in all transducers for lower distortion and better cooling due to excellent ventilation.



LF & MF section adopts long fibre paper cone of nonlinear thickness with specially coated surround which has damping effect and high power sandwich type voice coil. The special coating of the cone of MF component effectively reduces distortion and has solved the sound quality problem usually existing in 2-way speakers.



Double woofer cabinet with big phase inverter ensures that there will be no LF attenuation even with full power input, which can provide higher dynamic range. The acoustic sponge behind the grille makes sound pure and clear by filtering the unneeded HF harmonic wave.



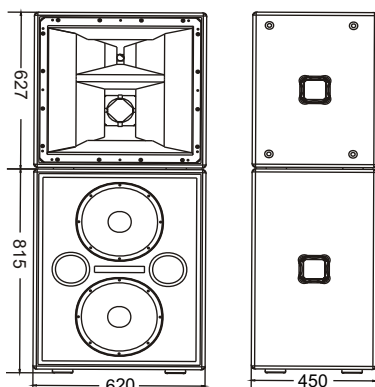
Separated woofer and mid-high cabinet design prevents acoustic colouration and achieves more natural sound reinforcement for mid-high range. The speaker controller with DSP and pre-processing program optimizes the system's performance.

## FEATURES

- The 3-way system is configured with four  $\beta 3$  transducers designed by latest German technology. The combination of two 12 inch woofers with  $\phi 75$ mm voice coil, one 8 inch MF transducer with  $\phi 50$ mm voice coil and one  $\phi 44$ mm HF compression driver with titanium diaphragm is ideal setup for 3-way main speaker system.
- The mid-high wooden horn is  $\beta 3$ 's newly patented product. Its marvelous dispersion characteristic provides perfect sound field orientation for live events with the sweetest and most euphonious sound.
- The system has super bass performance which is rare for 12 inch woofers, and brilliant sound quality of mid-high range transducers.
- 124dB SPL enables full performance of the speaker.
- High overload capability of the transducers and protection circuit for HF section ensures excellent reliability on bad work conditions.
- Optional Bi-amp. & Tri-amp. Modes are available for flexible configuration. The  $\beta 3$  speaker controller with built-in control & compensation circuit ensures safety, the fastest technical modulation, and the best technical performance.

Specifications	RH2	RH3
Frequency response:	40Hz-20 KHz -3dB 30Hz-20 KHz -10 dB	40Hz-20 KHz -3dB 30Hz-20 KHz -10 dB
Dispersion (H×V):	90° ×45°	90° ×45°
THD (%):	<3%	<3%
Crossover:	450Hz / 2200Hz	450Hz / 2200Hz
Transducer:	2×12" ,1×8" , $\phi 44$ mm with horns loaded	2×12" ,1×8" , $\phi 44$ mm with horns loaded
Work mode:	Bi-amp. or 3-way Tri-amp	Bi-amp. or 3-way Tri-amp
Rated power (w):	700w+150w+50w	700w+150w+50w
Rated impedance:	4ohm+8ohm+8ohm	4ohm+8ohm+8ohm
Sensitivity (dB/1m1w):	100+105+105	100+105+105
SPL (dB):	129	129
Net weight (kg):	65	65
Dimension H×W×D (mm):	1442×620×450	1442×620×450

### Rh2 Cabinet Dimension



### RH3 Cabinet Dimension

